

Report / Accounts

of

Laeque Rafiq Foundation

(Yaqub Centre) Shara-e-Rashid, Vehari Road, Multan

For the year ended June 30, 2020



Ghazi & Company

Chartered Accountants

Tawakkal Autos Plaza, Chowk Children Hospital,
Abdali Road, Multan.

Ph: 061-4581801-2 & 061-4582074; Fax: 061-4582074

E-mail: ghazimultan@gmail.com

Auditors' Report

Opinion

We have audited the financial statements of **Laeque Rafiq Foundation**, (*Yaqub Centre*) *Shara-e-Rashid, Vehari Road, Multan*, which comprise the statement of financial position as at June 30, 2020, and the statement of income and expenditure, statement of cash flows for the year then ended, and notes to the financial statements, including a summary of significant accounting policies.

In our opinion, the accompanying financial statements present fairly, in all material respects, (or give a true and fair view of) the financial position of **Laeque Rafiq Foundation**, (*Yaqub Centre*) *Shara-e-Rashid, Vehari Road, Multan* and of its financial performance and its cash flows for the year then ended in accordance with the approved accounting and reporting standards as applicable in Pakistan.

Basis for Opinion

We conducted our audit in accordance with the International Standards on Auditing (ISAs) as applicable in Pakistan. Our responsibilities under those standards are further described in the Auditor's Responsibilities for the Audit of the Financial Statements section of our report. We are independent of the **Laeque Rafiq Foundation**, (*Yaqub Centre*) *Shara-e-Rashid, Vehari Road, Multan* in accordance with the International Ethics Standards Board for Accountants' Code of Ethics for Professional Accountants as adopted by the Institute of Chartered Accountants of Pakistan (The code), and we have fulfilled our other ethical responsibilities in accordance with the Code. We believe that the audit evidence we have obtained is sufficient and appropriate to provide a basis for our opinion.

Responsibilities of Management

The management committee is responsible for the preparation and fair presentation of the financial statements in accordance with the approved accounting and reporting standards as applicable in Pakistan, and for such internal control as the management committee determines is necessary to enable the preparation of the financial statements that are free from material misstatement, whether due to fraud or error.

In preparing the financial statements, management committee is responsible for assessing the society's ability to continue as a going concern, disclosing, as applicable, matters related to going concern and using the going concern basis of accounting unless management either intends to liquidate the society or to cease operations, or has no realistic alternative but to do so.

Those charged with governance are responsible for overseeing the society's financial reporting process.

Auditor's Responsibilities

Our objectives are to obtain reasonable assurance about whether the financial statements as a whole are free from material misstatement, whether due to fraud or error, and to issue an auditor's report that includes our opinion. Reasonable assurance is a high level of assurance, but is not guarantee that an audit conducted in accordance with ISAs as applicable in Pakistan will always detect a material misstatement when it exists. Misstatements can arise from fraud or error and are considered material if, individually or in the aggregate, they could reasonably be expected to influence the economic decisions of users taken on the basis of these financial statements.

As part of an audit in accordance with ISAs as applicable in Pakistan, we exercise professional judgment and maintain professional skepticism throughout the audit. We also:

- Identify and assess the risks of material misstatement of the financial statements, whether due to fraud or error, design and perform audit procedures responsive to those risks, and obtain audit evidence that is sufficient and appropriate to provide a basis for our opinion. The risk of not detecting a material misstatement resulting from fraud is higher than for one resulting from error, as fraud may involve collusion, forgery, intentional omissions, misrepresentations, or the override of internal control.
- Obtain an understanding of internal control relevant to the audit in order to design audit procedures that are appropriate in the circumstances, but not for the purpose of expressing an opinion on the effectiveness of the society's internal control.
- Evaluate the appropriateness of accounting policies used and the reasonableness of accounting estimates and related disclosures made by management.
- Conclude on the appropriateness of management's use of the going concern basis of accounting and, based on the audit evidence obtained, whether a material uncertainty exists related to events or conditions that may cast significant doubt on the society's ability to continue as a going concern. If we conclude that a material uncertainty exists, we are required to draw attention in our auditor's report to the related disclosures in the financial statements or, if such disclosures are inadequate, to modify our opinion. Our conclusions are based on the audit evidence obtained up to the date of our auditor's report. However, future events or conditions may cause the society to cease to continue as a going concern.
- Evaluate the overall presentation, structure and content of the financial statements, including the disclosures, and whether the financial statements represent the underlying transactions and events in a manner that achieves fair presentation.

We communicate with those charged with governance regarding, among other matters, the planned scope and timing of the audit and significant audit findings, including any significant deficiencies in internal control that we identify during our audit.



Ghazi and Company
Chartered Accountants
Audit Engagement Partner:
Muhammad Younas Ghazi
Date: 18 November 2020
Multan
(3+1) - (H&C)




Laeque Rafiq Foundation
(Yaqub Centre) Shara-e-Rashid, Vehari Road, Multan
Statement of Financial Position
As at June 30, 2020

Assets	Note	2020 Rupees	2019 Rupees
Non current assets			
Property, plant and equipment	4	364,797,583	377,940,558
Long term deposits	5	841,938	841,938
		365,639,521	378,782,496
Current assets			
Stock and stores		6,787,768	6,537,258
Loans and advances	6	13,127,789	4,629,918
Cash and bank balances	7	3,842,445	1,757,712
		23,758,002	12,924,888
		389,397,523	391,707,384
Fund and liabilities			
General fund			
Balance as at July 01,		382,405,021	383,955,708
Less: Deficit for the year		(1,633,987)	(1,550,687)
		380,771,034	382,405,021
Current liabilities			
Accrued and other liabilities	8	8,626,489	9,302,363
		389,397,523	391,707,384

The annexed notes from 01 to 15 form an integral part of these financial statements.


President


General Secretary


Treasurer




Laeque Rafiq Foundation
(Yaqub Centre) Shara-e-Rashid, Vehari Road, Multan
Statement of Income and Expenditure
For the year ended June 30, 2020

	Note	2020 Rupees	2019 Rupees
Income			
Donation		70,055,468	85,177,701
Laeque Rafiq Hospital receipts	9	117,209,638	70,885,198
LRIAHS fee	10	11,234,700	11,090,200
Agri income from Yaqub Trust		743,168	204,059
Miscellaneous		317,900	625,383
		199,560,874	167,982,541
Expenditure			
Administrative expenses	11	5,195,054	5,036,742
Laeque Rafiq Hospital expenses	12	195,973,905	164,463,526
Finance cost	13	25,902	32,960
		201,194,861	169,533,228
Deficit for the year carried to statement of financial position		(1,633,987)	(1,550,687)

The annexed notes from 01 to 15 form an integral part of these financial statements.


President


General Secretary


Treasurer




Laeque Rafiq Foundation
(Yaqub Centre) Shara-e-Rashid, Vehari Road, Multan

Statement of Cash Flows
For the year ended June 30, 2020

	Note	2020 Rupees	2019 Rupees
Cash flows from operating activities			
Deficit for the year		(1,633,987)	(1,550,687)
Adjustments for non cash charges and other items:			
Depreciation	4.1	21,470,768	19,828,731
Finance cost	13	25,902	32,960
		21,496,670	19,861,691
Operating cash before working capital changes		19,862,683	18,311,004
Changes in working capital			
(Increase)/decrease in current assets:			
Stock and stores		(250,510)	(110,960)
Loans and advances		(5,982,691)	(3,467,647)
		(6,233,201)	(3,578,607)
(Decrease)/increase/ in current liabilities:			
Accrued and other liabilities		(675,874)	1,246,045
		(6,909,075)	(2,332,562)
Cash generated from operations		12,953,608	15,978,442
Finance cost paid		(25,902)	(32,960)
Income tax paid		(2,515,180)	-
		(2,541,082)	(32,960)
Net cash generated from operating activities		10,412,526	15,945,482
Cash flows from investing activities			
Capital expenditure on operating fixed assets		(7,236,102)	(4,104,409)
Capital expenditure on work-in-progress		(1,091,691)	(15,083,865)
Net cash used in investing activities		(8,327,793)	(19,188,274)
Cash flows from financing activities			
Net cash generated from financing activities		-	-
Net increase/(decrease) in cash and cash equivalents		2,084,733	(3,242,792)
Cash and cash equivalents - at beginning of the year		1,757,712	5,000,504
Cash and cash equivalents - at end of the year		3,842,445	1,757,712

The annexed notes from 01 to 15 form an integral part of these financial statements.


President


General Secretary


Treasurer



Laeque Rafiq Foundation
(Yaqub Centre) Shara-e-Rashid, Vehari Road, Multan

Notes to the Financial Statements
For the year ended June 30, 2020

1. Legal status and operations

Laeque Rafiq Foundation was registered on October 13, 2009 under the Societies Registration Act, XXI of 1860. The organization is a non for profit, non-governmental and non-political developmental organization, struggling to aware, organize and help marginalized people in realizing their developmental, civil and other basic human rights. The main activity of the Foundation is to provide the maximum medical relief to the poor and needy people. The operation has been started from 03-07-2012. The registered office of the organization is situated at (Yaqub Centre) Shara-e-Rashid, Vehari Road, Multan.

2. Statement of compliance

These financial statements have been prepared in accordance with the accounting and reporting standards as applicable in Pakistan. The accounting and reporting standards applicable in Pakistan comprise of:

- Revised Accounting and Financial Reporting Standards for Small Sized Entities (AFRS for SSE) issued by the Institute of Chartered Accountants of Pakistan (ICAP); and
- Accounting Standards for Not for Profit Organizations (Accounting Standard for NPOs) issued by the Institute of Chartered Accountants of Pakistan (ICAP).

3. Significant accounting policies

3.1 Basis of preparation

These financial statements have been prepared under the historical cost convention, except as otherwise stated in the respective policies and notes given hereunder.

3.2 Property, plant and equipment

Property, plant and equipment are stated at cost less accumulated depreciation and any identified impairment loss. Cost of operating fixed assets consists of historical cost and attributable expenses in bringing the assets to their working condition. Depreciation on all assets is taken to statement of income and expenditure by applying reducing balance method at the rates specified in the note 4.1. Depreciation is charged for the full year in which an asset is purchased while no depreciation is charged in the year of disposal.

Gain or loss on the disposal of operating fixed assets represented by the difference between the proceeds and the carrying amounts of the assets is recognized as income or expense during the year. Normal repairs and maintenance are taken to statement of income and expenditure as and when incurred. Major improvements and modifications are capitalized and the assets replaced, if any, other than those kept as stand-by, are retired.

3.3 Revenue recognition

Revenue is recognized to the extent that it is probable that economic benefits will flow to the Company and the amount of the revenue can be measured reliably. Revenue is measured at the fair value of the consideration received or receivable on the following basis:

- All donations, fee grants and other income are recognized when realized.
- Interest/mark-up is accounted for on accrual basis.

3.4 Accrued and other liabilities

All liabilities are initially measured at cost, which is the fair value of the consideration given. A liability is derecognized when the obligation under the liability is discharged or cancelled or expired.

3.5 Taxation

The organization is entitled to avail 100% tax credit under Clause (a) of Sub-Section 2 of Section 100C of the Income Tax Ordinance, 2001 as inserted by Finance Act 2014.

3.6 Cash and cash equivalents

For the purpose of cash flow statement, cash and cash equivalents include cash-in-hand, cheques-in-hand and deposits with banks.

4. Property, plant and equipment

Operating fixed assets
Capital work-in-progress

	Note	2020 Rupees	2019 Rupees
4.1		364,797,583	331,962,453
4.2		-	45,978,105
		<u>364,797,583</u>	<u>377,940,558</u>

4.1 Operating fixed assets

Particulars	Cost				Rate %	Accumulated Depreciation			Net W.D.V. As at 30-06-2020
	As at 01-07-2019	Additions (deletions)	As at 30-06-2020	As at 30-06-2020		For the year	As at 30-06-2020		
	Rupees								
Land	47,750,438	-	47,750,438	-	-	-	-	47,750,438	
Building	309,667,868	47,069,796	356,737,664	5	104,227,878	12,625,489	116,853,367	239,884,297	
Furniture and fixture	8,572,616	189,478	8,762,094	10	4,501,657	426,044	4,927,701	3,834,393	
Machinery	86,483,083	3,667,950	90,151,033	10	45,399,544	4,475,149	49,874,693	40,276,340	
Fitting and fixture	41,465,778	-	41,465,778	10	23,486,673	1,797,911	25,284,584	16,181,194	
Office equipments	2,348,387	-	2,348,387	10	1,302,686	104,570	1,407,256	941,131	
Electric equipments and fittings	8,816,855	-	8,816,855	10	4,900,969	391,589	5,292,558	3,524,297	
Gas equipments and fittings	4,450,617	1,571,969	6,022,586	10	2,250,756	377,183	2,627,939	3,394,647	
Hospital accessories	11,288,468	1,260,345	12,548,813	10	4,816,714	773,210	5,589,924	6,958,889	
Vehicles	7,417,681	-	7,417,681	20	5,846,756	314,185	6,160,941	1,256,740	
IT installation	798,794	546,360	1,345,154	20	471,423	174,746	646,169	698,985	
Library books	158,442	-	158,442	10	51,518	10,692	62,210	96,232	
Total (2020)	529,219,027	54,305,898	583,524,925	-	197,256,574	21,470,768	218,727,342	364,797,583	
Total (2019)	525,114,618	4,104,409	529,219,027	-	177,427,843	19,828,731	197,256,574	331,962,453	

4.2 Capital work-in-progress

Particulars	Opening balance As at 01-07-2019	Addition during the year	Transfer to Property, plant and equipment	Closing balance As at 30-06-2020
Building CWIP	45,978,105	1,091,691	47,069,796	-
Total (2020)	45,978,105	1,091,691	47,069,796	-
Total (2019)	30,894,240	15,083,865	-	45,978,105



	Note	2020 Rupees	2019 Rupees
5. Long term deposits			
Security deposits	5.1	<u>841,938</u>	<u>841,938</u>
5.1 This represents the refundable security deposits with Sui Northern Gas Pipe Lines Limited (SNGPL).			
6. Loans and advances			
Advance income tax		2,515,180	-
Advance to employees		9,818	53,286
Volka Foods		643,573	346,689
Cantt Cottages		48,295	67,647
Alianz EFU Limited		206,825	48,581
Rainbow Packages		130,990	222,330
S.M. Food Makers		108,920	77,316
Vision Packages		194,607	119,573
MCH 04 advance		101,111	101,111
Atlas Insurance		70,456	11,435
Adam Jee Insurance Limited		152,149	101,378
Hamza Flexible Packages		37,167	6,448
Water Village		60,811	22,113
Hafeez Ghee Mills		66,130	23,513
State Life Corporation (Health card)		8,707,116	3,397,581
Central Ware House SMF # 01		74,641	-
Usama Enterprises		-	11,757
Hamza Color Lab		-	15,567
Memon Motor (Pvt) Ltd.		-	3,593
		<u>13,127,789</u>	<u>4,629,918</u>
7. Cash and bank balances			
Cash in hand		578,713	701,318
Petty cash		70,000	70,000
Cash at banks:			
BAHL A/c No.0104-0081-004000-01-6		105,639	584,140
ABL A/c No.0010006688680010		108,126	163,207
ABL A/c No.0010011623990012		14,731	37,288
UBL A/c No.140137108515		2,965,236	201,759
		<u>3,193,732</u>	<u>986,394</u>
		<u>3,842,445</u>	<u>1,757,712</u>
8. Accrued and other liabilities			
Salaries payable		6,671,963	6,823,407
E.O.B.I. payable		21,060	21,060
Social security payable		15,779	13,770
Security payable (LRIPS)		40,500	65,000
Utility bills payable		1,218,002	1,112,172
Advance from patients		57,866	54,349
Withholding tax payable		52,730	81,413
Other payable		548,589	1,131,192
		<u>8,626,489</u>	<u>9,302,363</u>



	Note	2020 Rupees	2019 Rupees
9. Laeeque Rafiq Hospital receipts			
Diagnostics department	9.1	16,711,022	12,043,937
Surgical department		26,855,452	9,776,430
Outdoor patient department (OPD)		4,094,453	2,760,566
Pharmacy department		56,730,627	39,318,835
Indoor patient department		11,686,504	5,693,100
MCH department		1,131,580	1,292,330
		<u>117,209,638</u>	<u>70,885,198</u>
9.1 Diagnostics department			
E.C.G. department		838,165	518,350
Laboratory department		11,882,687	8,874,312
Ultra sound department		2,422,525	1,522,650
X-ray department		1,567,645	1,128,625
		<u>16,711,022</u>	<u>12,043,937</u>
10. LRIAHS fee	10.1	<u>11,234,700</u>	<u>11,090,200</u>
10.1 Fee received from Laeeque Rafiq Institute of Allied Health Sciences in Laeeque Rafiq Hospital.			
11. Administrative expenses			
Salaries, wages and other benefits		4,536,320	4,276,297
Postage		45,769	29,779
Public awareness expenses		182,690	165,278
Entertainment		351,738	239,423
Newspapers and periodicals		44,150	35,204
Discount		3,470	36,881
Bed debts		30,917	90,575
Miscellaneous		-	163,305
		<u>5,195,054</u>	<u>5,036,742</u>
12. Laeeque Rafiq Hospital expenses			
Salaries, wages and other benefits		82,700,594	77,973,000
Consultant charges		18,715,829	6,521,936
Diagnostics department expenses		4,387,915	4,641,068
Pharmacy expenses		43,347,120	35,843,562
Medical gases		985,095	673,100
MCH operational expenses		978,839	1,669,422
Utilities	12.1	11,411,364	9,488,763
Printing and stationery		3,275,534	1,941,130
Vehicle running expenses (Ambulances)		2,848,312	3,251,400
Repairs and maintenance		1,518,030	1,371,864
Rent, rates and taxes		3,817,618	1,259,550
Depreciation	4.1	21,470,768	19,828,731
Miscellaneous		516,887	-
		<u>195,973,905</u>	<u>164,463,526</u>



	Note	2020 Rupees	2019 Rupees
12.1 Utilities			
Electricity bills		10,204,363	8,241,907
Telephone bills		237,084	221,047
Suigas bills		939,020	992,400
Wasa bills		30,897	33,409
		<u>11,411,364</u>	<u>9,488,763</u>
13. Finance cost			
Bank charges		<u>25,902</u>	<u>32,960</u>

14. Date of authorization

These financial statements were authorized for issue on November 18, 2020 by the Executive Committee.

15. General

Figures in these financial statements have been rounded off to the nearest rupee.



President



General Secretary



Treasurer



Annual Performance Report

Of

Laeque Rafiq Foundation

For the year ended June 30, 2020

Patron-in-Chief's Message

In 2009 we took a small but significant step of establishing a charitable organization that would serve the poor and underprivileged people of South Punjab. The charitable organization named Laeeque Rafiq Foundation has been persistently striving to provide free/subsidized/affordable medical treatment at Laeeque Rafiq Hospital to the underprivileged and overlooked people of this region in South Punjab. Similarly, as per the charter of the organization, the foundation has been making relentless efforts to uplift the socio-economic status of the impoverished people of this region through the provision of job-oriented professional education to the youth of this area.

The founding members of the Laeeque Rafiq Foundation have set concrete and challenging goals for the management of the Laeeque Rafiq Foundation to pursue. Last year, the Laeeque Rafiq Hospital witnessed a significant increase in the number of patients treated. Partly due to an increase in the number of general patients and partly due to the influx of Insaaf Healthcare Card entitled patients. This increase reflects the confidence and trust of the beneficiaries and government bodies in the services offered by the Laeeque Rafiq Hospital.


The previous year we successfully extended the Laeeque Rafiq Hospital to a covered area of more than 100,000 sqft. The addition of 44,000 sqft of covered area to the existing structure of the hospital enables the Laeeque Rafiq Foundation to magnify its operations by managing increased and enhanced medical facilities for the patients and new higher education programs for the students pursuing economical higher education.

Positively, the foundation is pursuing long-term plans through the successful execution of its carefully devised operating strategies. Moreover, besides

long-term plans, Laeeque Rafiq Foundation also sets, execute, and evaluates operational plan on the short -term basis to keep itself aligned with the stipulations of its mission statement. The professionals of this hospital provide comprehensive, high-quality care to the patients without triggering an adverse reaction.

In the end, it is a matter of immense pleasure for me to inform the audience that in April 2020 Laeeque Rafiq Foundation successfully received the renewal certification from the Pakistan Centre for Philanthropy.

“May ALLAH The Almighty bless us with the courage and resilience to keep serving His people in the years to come and make Laeeque Rafiq Hospital a beacon of excellence. (Ameen)



Ch. Muhammad Rafiq

Patron-in-Chief

Laeque Rafiq Foundation

Introduction to Laeeque Rafiq Foundation/Hospital

Laeque Rafiq Foundation was established in 2009 to cherish the memory of late Ch. Muhammad Laeeque Rafiq. Currently, Laeeque Rafiq Foundation is running a 100-bed charity hospital in Multan, providing free/subsidized medical treatment to the underprivileged and impoverished people of South Punjab. Moreover, the Laeeque Rafiq Foundation is also operating mother and child satellite clinics. In these clinics, free medical care is available to the people living in the remote areas of Multan. Furthermore, the foundation has also established Laeeque Rafiq Institute of Allied Health Sciences a healthcare professional educational institute within the domain of healthcare.

The basic and foremost objective of establishing this professional education institute is uplifting the socio-economic status of the people and reducing poverty in this area by providing job-oriented professional education and training to the youth of this region. The provision of professional education shall enable the youth of this area to earn their livelihood respectfully and with dignity. This in turn will result in reduced unemployment, increased disposable income per family, and a diminished crime rate in this area.

It may be worthwhile to mention here that since its establishment, more than 1.35 million patients have been treated in various departments of Laeeque Rafiq Hospital, at Mother and Child satellite clinics, and in numerous periodic free camps organized by the Laeeque Rafiq Foundation. Moreover, more than 80% of the students who have completed their professional diplomas/certificate/degrees from Laeeque Rafiq Institute of Allied health sciences have been successful in securing job placements in public and private organizations.

Our Mission

“The mission of Laeeque Rafiq Foundation is to serve those who desperately need our attention, affection, and assistance. We will establish institutions that will give a new life to the inhabitants living around irrespective of their color, belief, caste, language, ethnicity or socio-economic status. Incorporated in our mission are the values like honesty, hospitality, humanity, and humility.”

Our Vision

“We have a clear vision of developing centers of excellence in South Punjab to serve the impecunious people of this region through dispensing affordable medical treatment and uplifting socioeconomic status through the provision of education and creation of opportunities of professional development.”

Governing Body

Ch. Muhammad Rafiq

Mrs. Azra Sultana

Mr. Amir Ali

Mr. Muhammad Adnan

Hafiz Muhammad Aneeque

Mr. Muhammad Ali Zia

Mr. Naeem Ahmad Sheikh

Mr. Muhammad Adil

Mrs. Rabia Aneeque

Mrs. Fozia Ali

Mrs. Robina Almas

Senior Executive Management

Dr. Syed Ali Azmat Abidi, CEO

MBBS, MD(USA), MCPS, MPA, MBA, MPhil, Dip (Hospital Management)

Prof. Dr. Muhammad Zabta, COO

Msc (Biochemistry), PHD (Biochemistry)

Dr. Muhammad Akram, HOD (Surgery & Allied)

MBBS, MCPS, FCPS

Dr. Muhammad Hussain Shah Gillani, HOD (Medicine)

MBBS, MD, FCPS

Dr. Zahid Hussain, HOD

MBBS, FCPS

Dr. Mrs. Naveeda Mushtaq, HOD (gynae & obs)

MBBS, FCPS

Dr. Asif Javed, HOD (Paed Medicine)

MBBS, FCPS

Dr. Asif Shehzad, HOD (Radiology)

MBBS, FCPS

Dr. Jaam Saeed Ahmad Sabir,

MBBS, FCPS (Orthopedics)

Muhammad Mumtaz Khan

Bsc (Hons) MLT, MPH

Ms. Farah Parveen

MBA

Performance Report

The annual performance report of Laeeque Rafiq Hospital for the period July 01, 2019, to June 30, 2020, comprises concise statistics collected from various departments of Laeeque Rafiq Foundation/Hospital. The statistics reflect the efforts being made by the foundation to achieve its mission and follow its vision as set by the founding members of the foundation. The 100-bed Laeeque Rafiq Hospital provides services like Emergency Department, Outpatient Department, Indoor Patient Department, Intense Care Units, Pead's NICU, Labor Rooms, Pathological Labs, Noninvasive Diagnostics, and Pharmacy, etc. The Mother and Child Satellite Clinics provide treatment and diagnostic facilities specifically to women and children.

The Laeeque Rafiq Institute of Health Sciences is offering professional job-oriented courses, within the domain of healthcare, under various categories e.g. Pathology Lab Technician, O.T. Technician, X-Ray Technician, Physiotherapy Technician, Pharmacy Dispenser, Community Midwifery, and CNA (Certified Nursing Assistant). All the inspection teams visited this hospital including Punjab Healthcare Commission, Punjab Pharmacy Council, Pakistan Nursing Council time to time, always been shown their satisfaction and gave appraising remarks on the performance of this hospital.

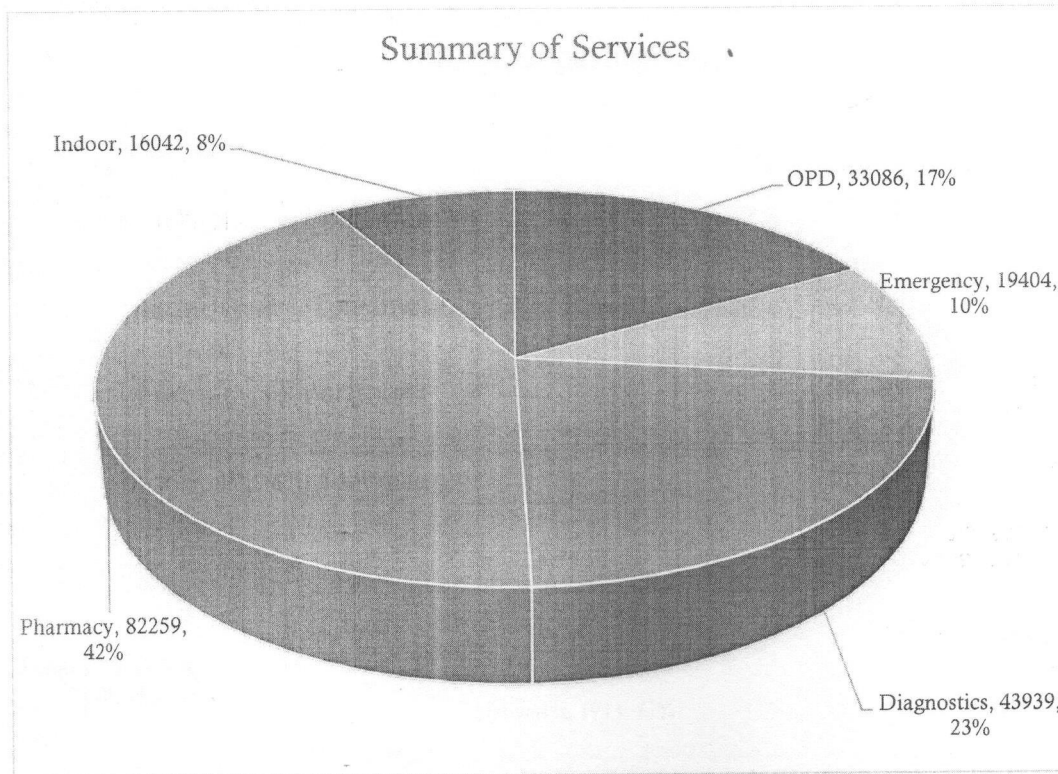
This year a team from Pakistan Center for Philanthropy visited the Laeeque Rafiq Foundation establishment for the evaluation against the standards notified by the Federal Board of Revenue. The performance evaluation report from PCP reported Laeeque Rafiq Foundation in higher standard category that reflects the relentless efforts made by the management of Laeeque Rafiq Foundation to steer the Laeeque Rafiq Foundation on track of achieving its goals set in the mission and vision statement of the organization.

Performance Statistics

Laeque Rafiq Foundation

Table: Summary of the services offered

Outdoor Patient Department	33,086
Emergency Department	19,404
Diagnostics Department	43,939
Pharmacy Department	82,259
Indoor Patient Department	16,042



Indoor Patient Department

Table: Summary of the services

Major Surgical procedures O.T.	2,118
Deliveries L/Room	1,913
Intense Care Unit	1,838
Neonatal Intense Care Unit	1,594
Pediatric Wards	1,427

Chart: Indoor Patient Department Services Composition

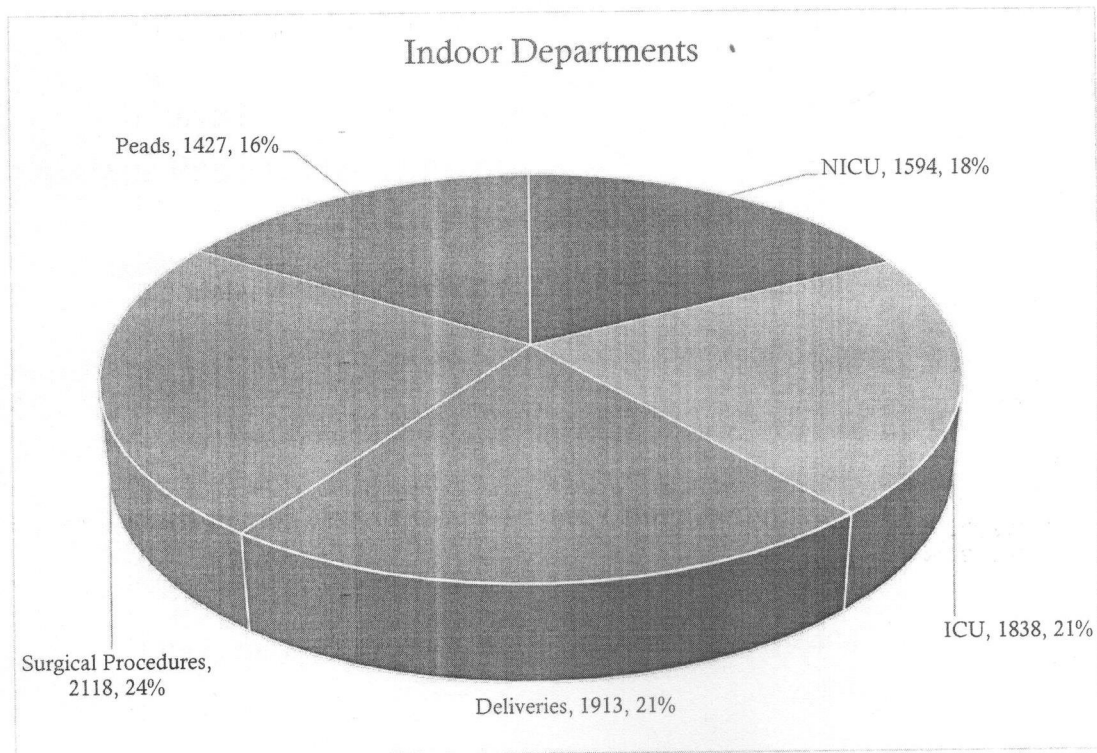
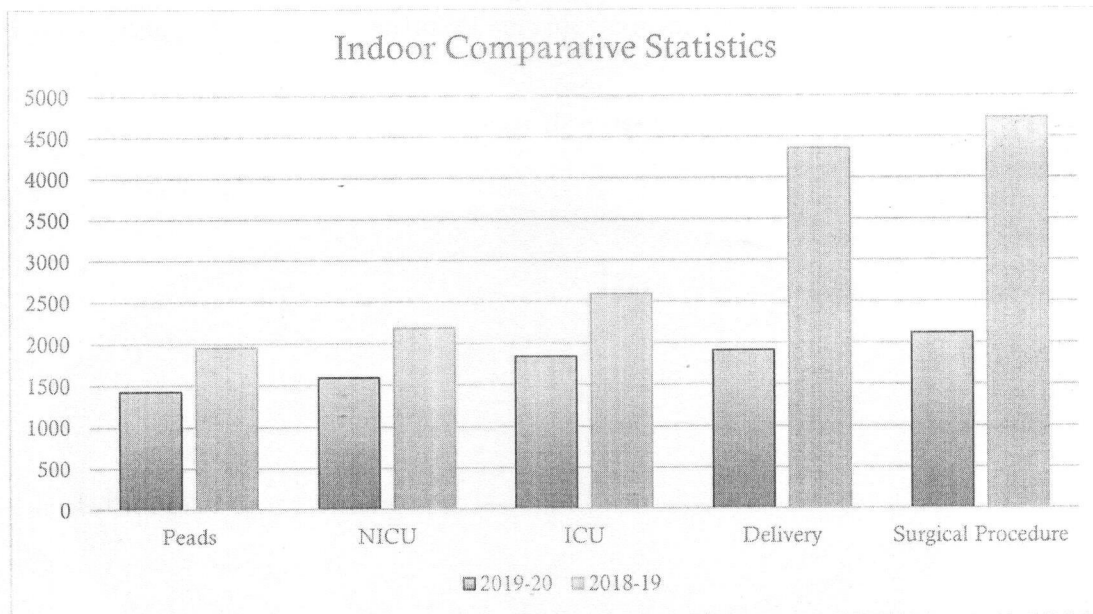


Chart: Indoor Patient Department Annual Comparative Statistics



Outdoor Patient Department

Table: Summary of the services offered

Diagnostics Services	42,939
Pharmacy Services	82,259
OPD Services	33,086
Emergency Services	19,404

Chart: Outdoor patient department services composition

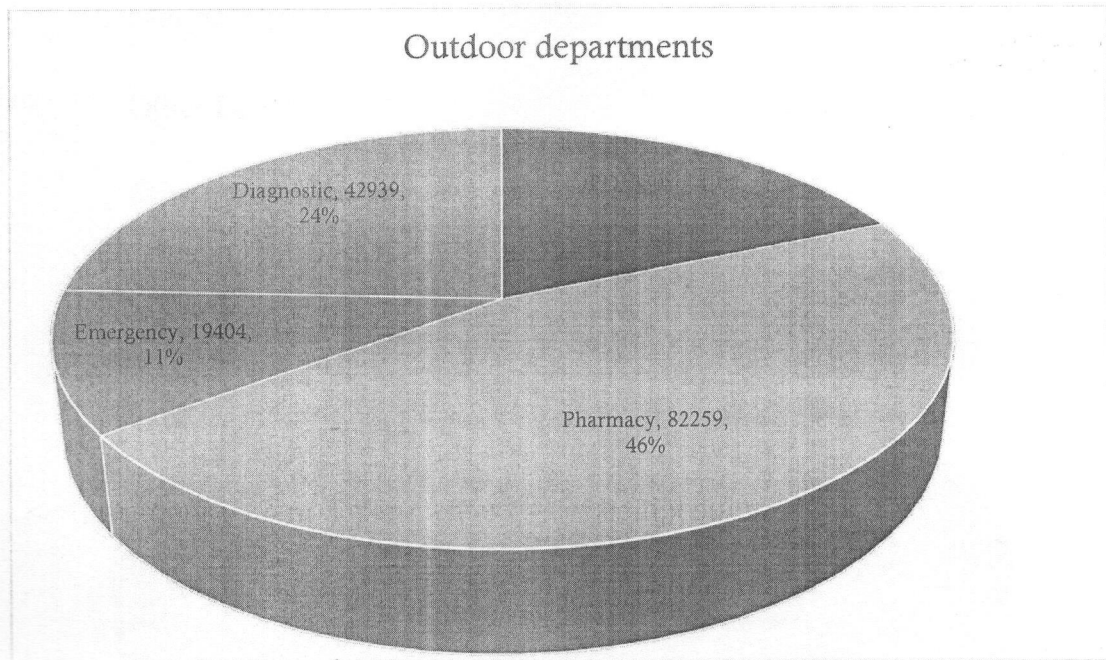
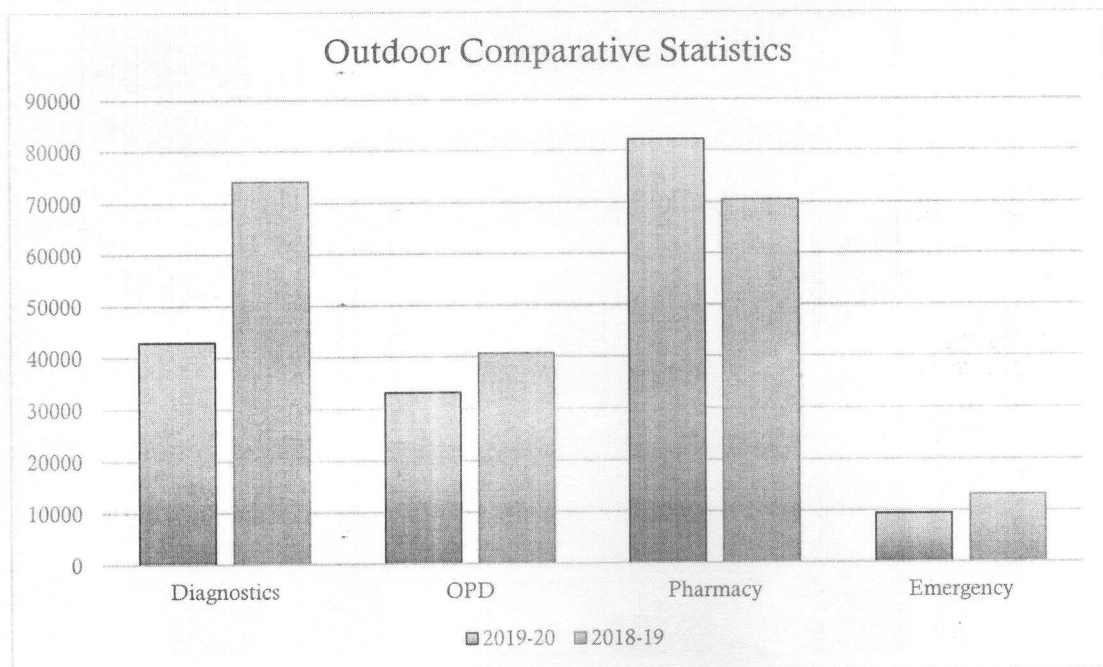


Chart: Outdoor patient department annual comparative statistics



Emergency Department

Table: Summary of the services offered

General Cases	12,118
Other Services	7,832
Minor Surgeries	253

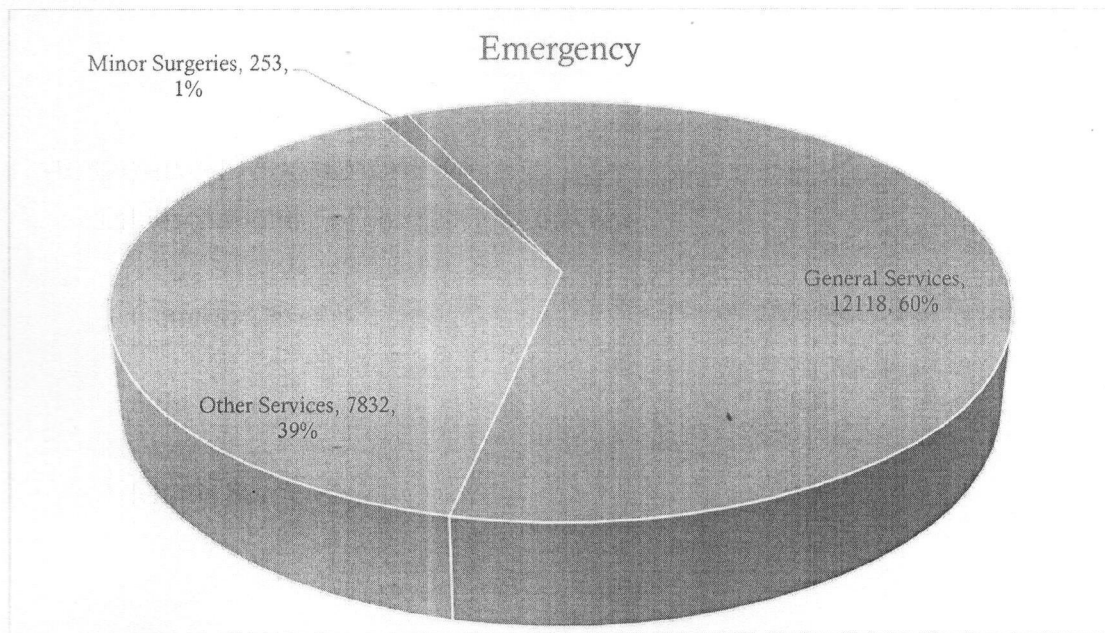
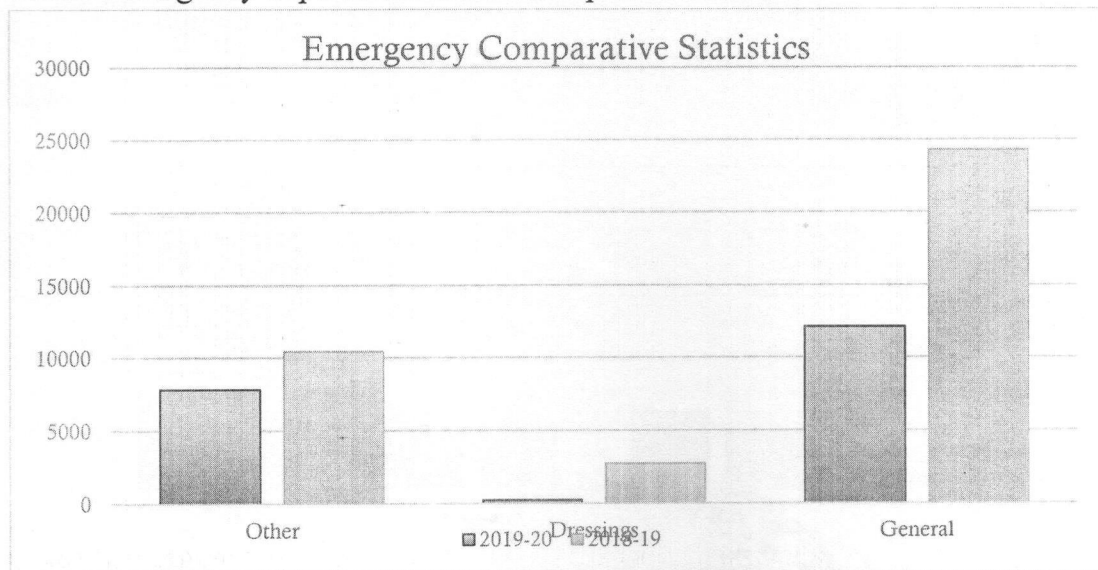


Chart: Emergency department annual comparative statistics



Diagnostics Department

Table: Summary of services offered

Pathology Lab Services	18,117
Ultrasound Services	9,690
X-Ray Services	11,941
ECG Services	4,190

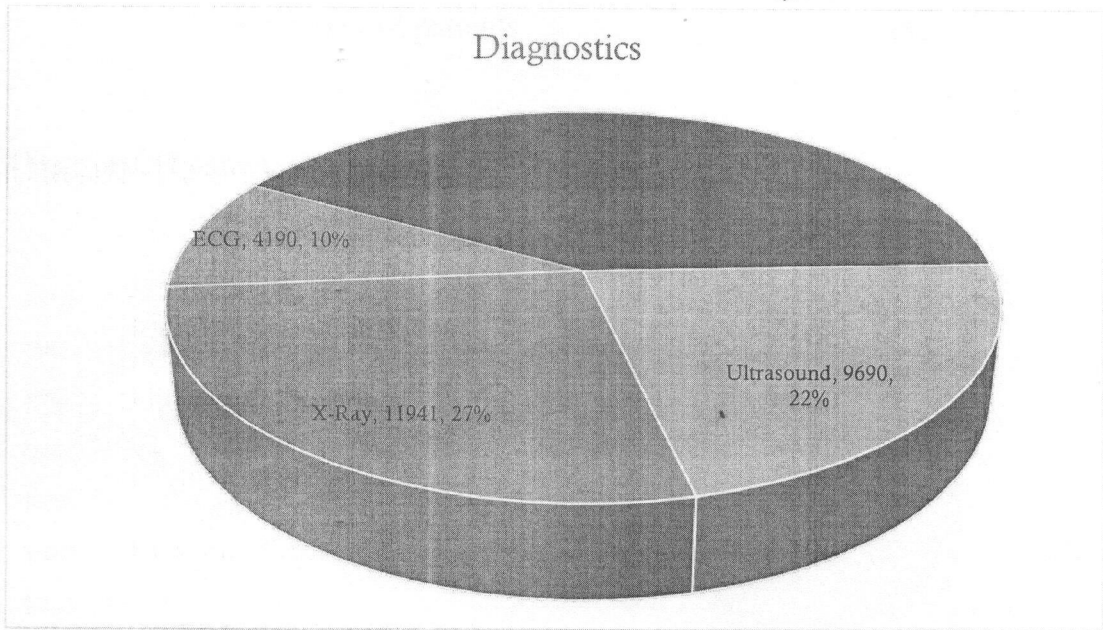
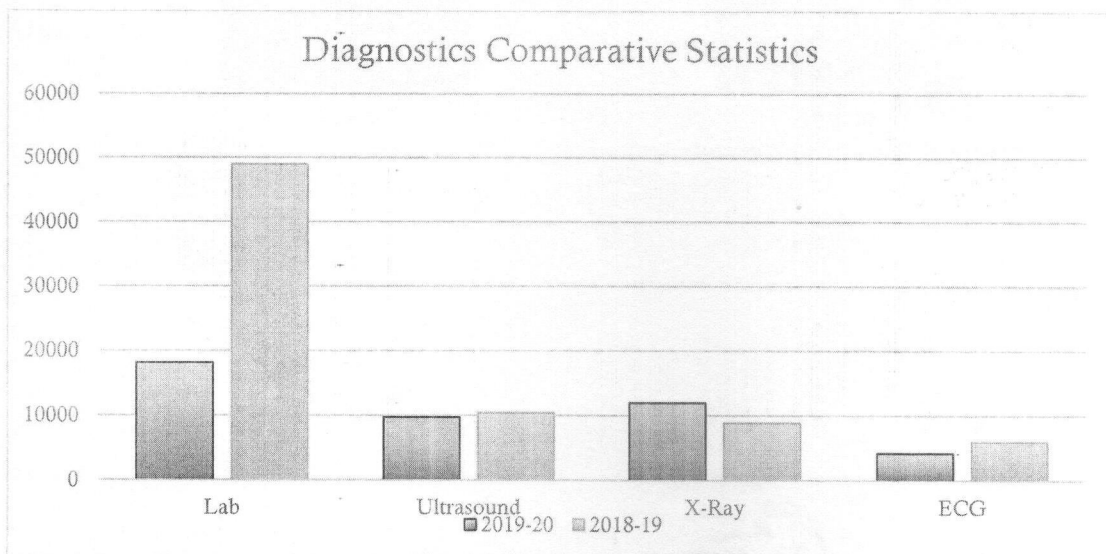


Chart: Diagnostics department annual comparative statistics

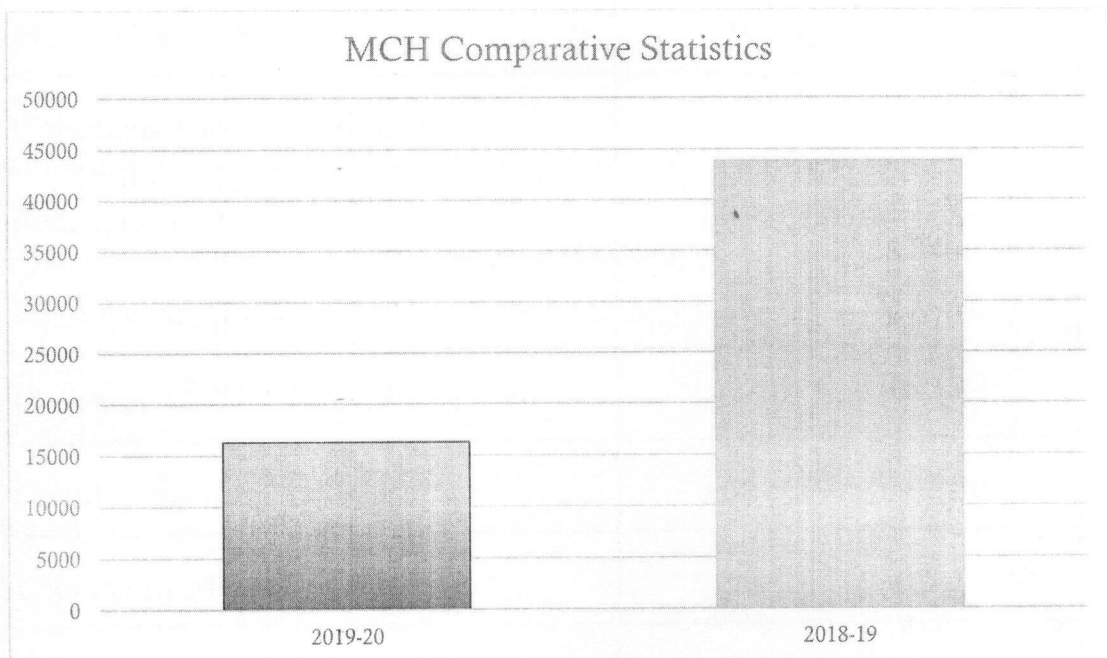


Mother and Child Satellite Clinics

Table: Number of patients treated free of cost:

Mother & Child Hospital Basti Malook	8,246
Mother & Child Hospital Fazal Model	8,079
Total number of patients	16,325

Chart: MCH annual comparative statistics



Laeque Rafiq Institute of Health Sciences

Total no. of courses offered	08
Total no. of students enrolled in the Year 2019-20	667
Total no. of students graduated in the Year 2019-20	00

Course Details	Students Enrolled in 2019-20	Students Graduated in 2019-20
Medical Lab Technician	98	00
Operations Theater Technician	73	00
Radiology Technician	22	00
Physiotherapy Technician	18	00
Dispenser	147	00
Certified Nursing Assistant	60	00
Community Midwifery	59	00
Pharmaceutical Technology	200	00